

HIGHLIGHTS OF PRESCRIBING INFORMATION

These highlights do not include all the information needed to use ZEPBOUND safely and effectively. See full prescribing information for ZEPBOUND.

ZEPBOUND™ (tirzepatide) Injection, for subcutaneous use
Initial U.S. Approval: 2022

WARNING: RISK OF THYROID C-CELL TUMORS

See full prescribing information for complete boxed warning.

- In rats, tirzepatide causes thyroid C-cell tumors. It is unknown whether ZEPBOUND causes thyroid C-cell tumors, including medullary thyroid carcinoma (MTC), in humans as the human relevance of tirzepatide-induced rodent thyroid C-cell tumors has not been determined (5.1, 13.1).
- ZEPBOUND is contraindicated in patients with a personal or family history of MTC or in patients with Multiple Endocrine Neoplasia syndrome type 2 (MEN 2). Counsel patients regarding the potential risk of MTC and symptoms of thyroid tumors (4, 5.1).

INDICATIONS AND USAGE

ZEPBOUND™ is a glucose-dependent insulinotropic polypeptide (GIP) receptor and glucagon-like peptide-1 (GLP-1) receptor agonist indicated as an adjunct to a reduced-calorie diet and increased physical activity for chronic weight management in adults with an initial body mass index (BMI) of:

- 30 kg/m² or greater (obesity) or
- 27 kg/m² or greater (overweight) in the presence of at least one weight-related comorbid condition (e.g., hypertension, dyslipidemia, type 2 diabetes mellitus, obstructive sleep apnea or cardiovascular disease). (1)

Limitations of Use:

- Coadministration with other tirzepatide-containing products or any GLP-1 receptor agonist is not recommended. (1)
- The safety and efficacy of coadministration with other products for weight management have not been established. (1)
- ZEPBOUND has not been studied in patients with a history of pancreatitis. (1)

DOSAGE AND ADMINISTRATION

- The recommended starting dosage is 2.5 mg injected subcutaneously once weekly. (2.2)
- After 4 weeks, increase to 5 mg injected subcutaneously once weekly. (2.2)
- Increase the dosage in 2.5 mg increments after at least 4 weeks on the current dose. (2.2)
- The recommended maintenance dosages are 5 mg, 10 mg, or 15 mg injected subcutaneously once weekly. (2.2)
- Consider treatment response and tolerability when selecting the maintenance dosage. (2.2)
- The maximum dosage is 15 mg subcutaneously once weekly. (2.2)
- Administer once weekly at any time of day, with or without meals. (2.4)
- Inject subcutaneously in the abdomen, thigh, or upper arm. (2.4)
- Rotate injection sites with each dose. (2.4)

DOSAGE FORMS AND STRENGTHS

Injection: 2.5 mg, 5 mg, 7.5 mg, 10 mg, 12.5 mg, or 15 mg per 0.5 mL in single-dose pen (3)

CONTRAINDICATIONS

- Personal or family history of medullary thyroid carcinoma or in patients with Multiple Endocrine Neoplasia syndrome type 2 (4)
- Known serious hypersensitivity to tirzepatide or any of the excipients in ZEPBOUND (4)

WARNINGS AND PRECAUTIONS

- *Severe Gastrointestinal Disease:* Use has been associated with gastrointestinal adverse reactions, sometimes severe. Has not been studied in patients with severe gastrointestinal disease and is not recommended in these patients. (5.2)
- *Acute Kidney Injury:* Monitor renal function in patients reporting adverse reactions that could lead to volume depletion. (5.3)
- *Acute Gallbladder Disease:* Has been reported in clinical trials. If cholecystitis is suspected, gallbladder studies and clinical follow-up are indicated. (5.4)
- *Acute Pancreatitis:* Has been reported in clinical trials. Discontinue promptly if pancreatitis is suspected. Do not restart if pancreatitis is confirmed. (5.5)
- *Hypersensitivity Reactions:* Serious hypersensitivity reactions (e.g., anaphylaxis, angioedema) have been reported postmarketing with tirzepatide. If suspected, advise patients to promptly seek medical attention and discontinue ZEPBOUND. (5.6)
- *Hypoglycemia:* Concomitant use with an insulin secretagogue or insulin may increase the risk of hypoglycemia, including severe hypoglycemia. Reducing dose of insulin secretagogue or insulin may be necessary. Inform all patients of the risk of hypoglycemia and educate them on the signs and symptoms of hypoglycemia. (5.7)
- *Diabetic Retinopathy Complications in Patients with Type 2 Diabetes Mellitus:* Has not been studied in patients with non-proliferative diabetic retinopathy requiring acute therapy, proliferative diabetic retinopathy, or diabetic macular edema. Monitor patients with a history of diabetic retinopathy for progression. (5.8)
- *Suicidal Behavior and Ideation:* Monitor for depression or suicidal thoughts. Discontinue ZEPBOUND if symptoms develop. (5.9)

ADVERSE REACTIONS

The most common adverse reactions, reported in ≥5% of patients treated with ZEPBOUND are: nausea, diarrhea, vomiting, constipation, abdominal pain, dyspepsia, injection site reactions, fatigue, hypersensitivity reactions, eructation, hair loss, gastroesophageal reflux disease. (6.1)

To report SUSPECTED ADVERSE REACTIONS, contact Eli Lilly and Company at 1-800-LillyRx (1-800-545-5979) or FDA at 1-800-FDA-1088 or www.fda.gov/medwatch.

DRUG INTERACTIONS

ZEPBOUND delays gastric emptying and has the potential to impact the absorption of concomitantly administered oral medications. (7.2)

USE IN SPECIFIC POPULATIONS

- *Pregnancy:* May cause fetal harm. When pregnancy is recognized, discontinue ZEPBOUND. (8.1)
- *Females of Reproductive Potential:* Advise females using oral contraceptives to switch to a non-oral contraceptive method or add a barrier method of contraception for 4 weeks after initiation and for 4 weeks after each dose escalation. (8.3)

See 17 for PATIENT COUNSELING INFORMATION and FDA-approved Medication Guide.

Revised: 11/2023

FULL PRESCRIBING INFORMATION: CONTENTS***WARNING: RISK OF THYROID C-CELL TUMORS****1 INDICATIONS AND USAGE****2 DOSAGE AND ADMINISTRATION**

2.1 Patient Selection

2.2 Recommended Dosage

2.3 Recommendations Regarding Missed Dose

2.4 Important Administration Instructions

3 DOSAGE FORMS AND STRENGTHS

4 CONTRAINDICATIONS**5 WARNINGS AND PRECAUTIONS**

- 5.1 Risk of Thyroid C-Cell Tumors
- 5.2 Severe Gastrointestinal Disease
- 5.3 Acute Kidney Injury
- 5.4 Acute Gallbladder Disease
- 5.5 Acute Pancreatitis
- 5.6 Hypersensitivity Reactions
- 5.7 Hypoglycemia
- 5.8 Diabetic Retinopathy Complications in Patients with Type 2 Diabetes Mellitus
- 5.9 Suicidal Behavior and Ideation

6 ADVERSE REACTIONS

- 6.1 Clinical Trials Experience
- 6.2 Postmarketing Experience

7 DRUG INTERACTIONS

- 7.1 Concomitant Use with an Insulin Secretagogue (e.g., Sulfonylurea) or with Insulin
- 7.2 Oral Medications

8 USE IN SPECIFIC POPULATIONS

- 8.1 Pregnancy
- 8.2 Lactation
- 8.3 Females and Males of Reproductive Potential
- 8.4 Pediatric Use
- 8.5 Geriatric Use
- 8.6 Renal Impairment
- 8.7 Hepatic Impairment

10 OVERDOSAGE**11 DESCRIPTION****12 CLINICAL PHARMACOLOGY**

- 12.1 Mechanism of Action
- 12.2 Pharmacodynamics
- 12.3 Pharmacokinetics
- 12.6 Immunogenicity

13 NONCLINICAL TOXICOLOGY

- 13.1 Carcinogenesis, Mutagenesis, Impairment of Fertility

14 CLINICAL STUDIES

- 14.1 Weight Management Studies in Adults with Overweight or Obesity

16 HOW SUPPLIED/STORAGE AND HANDLING

- 16.1 How Supplied
- 16.2 Storage and Handling

17 PATIENT COUNSELING INFORMATION

* Sections or subsections omitted from the full prescribing information are not listed.

FULL PRESCRIBING INFORMATION**WARNING: RISK OF THYROID C-CELL TUMORS**

- In rats, tirzepatide causes dose-dependent and treatment-duration-dependent thyroid C-cell tumors at clinically relevant exposures. It is unknown whether ZEPBOUND causes thyroid C-cell tumors, including medullary thyroid carcinoma (MTC), in humans as human relevance of tirzepatide-induced rodent thyroid C-cell tumors has not been determined [see *Warnings and Precautions (5.1) and Nonclinical Toxicology (13.1)*].
- ZEPBOUND is contraindicated in patients with a personal or family history of MTC or in patients with Multiple Endocrine Neoplasia syndrome type 2 (MEN 2) [see *Contraindications (4)*]. Counsel patients regarding the potential risk for MTC with the use of ZEPBOUND and inform them of symptoms of thyroid tumors (e.g., a mass in the neck, dysphagia, dyspnea, persistent hoarseness). Routine monitoring of serum calcitonin or using thyroid ultrasound is of uncertain value for early detection of MTC in patients treated with ZEPBOUND [see *Contraindications (4) and Warnings and Precautions (5.1)*].

1 INDICATIONS AND USAGE

ZEPBOUND™ is indicated as an adjunct to a reduced-calorie diet and increased physical activity for chronic weight management in adults with an initial body mass index (BMI) of:

- 30 kg/m² or greater (obesity) or
- 27 kg/m² or greater (overweight) in the presence of at least one weight-related comorbid condition (e.g., hypertension, dyslipidemia, type 2 diabetes mellitus, obstructive sleep apnea, or cardiovascular disease).

Limitations of Use

- ZEPBOUND contains tirzepatide. Coadministration with other tirzepatide-containing products or with any glucagon-like peptide-1 (GLP-1) receptor agonist is not recommended.
- The safety and efficacy of ZEPBOUND in combination with other products intended for weight management, including prescription drugs, over-the-counter drugs, and herbal preparations, have not been established.
- ZEPBOUND has not been studied in patients with a history of pancreatitis [see *Warnings and Precautions (5.5)*].

2 DOSAGE AND ADMINISTRATION**2.1 Patient Selection**

Select adult patients for ZEPBOUND treatment as an adjunct to a reduced-calorie diet and increased physical activity for chronic weight management based on their BMI. Table 1 presents a chart for determining BMI based on height and weight. BMI is calculated by dividing weight (in kilograms) by height (in meters) squared.

Table 1: BMI Conversion Chart

Weight	(lb)	125	130	135	140	145	150	155	160	165	170	175	180	185	190	195	200	205	210	215	220	225	
	(kg)	56.8	59.1	61.4	63.6	65.9	68.2	70.5	72.7	75.0	77.3	79.5	81.8	84.1	86.4	88.6	90.9	93.2	95.5	97.7	100.0	102.3	
Height																							
(in)	(cm)																						
58	147.3	26	27	28	29	30	31	32	34	35	36	37	38	39	40	41	42	43	44	45	46	47	
59	149.9	25	26	27	28	29	30	31	32	33	34	35	36	37	38	39	40	41	43	44	45	46	
60	152.4	24	25	26	27	28	29	30	31	32	33	34	35	36	37	38	39	40	41	42	43	44	
61	154.9	24	25	26	27	27	28	29	30	31	32	33	34	35	36	37	38	39	40	41	42	43	
62	157.5	23	24	25	26	27	27	28	29	30	31	32	33	34	35	36	37	38	38	39	40	41	
63	160.0	22	23	24	25	26	27	28	28	29	30	31	32	33	34	35	36	36	37	38	39	40	
64	162.6	22	22	23	24	25	26	27	28	28	29	30	31	32	33	34	34	35	36	37	38	39	
65	165.1	21	22	23	23	24	25	26	27	28	28	29	30	31	32	33	33	34	35	36	37	38	
66	167.6	20	21	22	23	23	24	25	26	27	27	28	29	30	31	32	32	33	34	35	36	36	
67	170.2	20	20	21	22	23	24	24	25	26	27	27	28	29	30	31	31	32	33	34	35	35	
68	172.7	19	20	21	21	22	23	24	24	25	26	27	27	28	29	30	30	31	32	33	34	34	
69	175.3	18	19	20	21	21	22	23	24	24	25	26	27	27	28	29	30	30	31	32	33	33	
70	177.8	18	19	19	20	21	22	22	23	24	24	25	26	27	27	28	29	29	30	31	32	32	
71	180.3	17	18	19	20	20	21	22	22	23	24	24	25	26	27	27	28	29	29	30	31	31	
72	182.9	17	18	18	19	20	20	21	22	22	23	24	24	25	26	27	27	28	29	29	30	31	
73	185.4	17	17	18	19	19	20	20	21	22	22	23	24	24	25	26	26	27	28	28	29	30	
74	188.0	16	17	17	18	19	19	20	21	21	22	23	23	24	24	25	26	26	27	28	28	29	
75	190.5	16	16	17	18	18	19	19	20	21	21	22	23	23	24	24	25	26	26	27	28	28	
76	193.0	15	16	16	17	18	18	19	20	20	21	21	22	23	23	24	24	25	26	26	27	27	

2.2 Recommended Dosage

- The recommended starting dosage of ZEPBOUND is 2.5 mg injected subcutaneously once weekly. The 2.5 mg dosage is for treatment initiation and is not intended for chronic weight management.
- After 4 weeks, increase the dosage to 5 mg injected subcutaneously once weekly.
- The dosage may be increased in 2.5 mg increments, after at least 4 weeks on the current dose.
- The recommended maintenance dosages of ZEPBOUND in adults are 5 mg, 10 mg, or 15 mg injected subcutaneously once weekly.
- Consider treatment response and tolerability when selecting the maintenance dosage. If patients do not tolerate a maintenance dosage, consider a lower maintenance dosage.
- The maximum dosage of ZEPBOUND is 15 mg injected subcutaneously once weekly.

2.3 Recommendations Regarding Missed Dose

- If a dose is missed, instruct patients to administer ZEPBOUND as soon as possible within 4 days (96 hours) after the missed dose. If more than 4 days have passed, skip the missed dose and administer the next dose on the regularly scheduled day. In each case, patients can then resume their regular once weekly dosing schedule.
- The day of weekly administration can be changed, if necessary, as long as the time between the two doses is at least 3 days (72 hours).

2.4 Important Administration Instructions

- Prior to initiation of ZEPBOUND, train patients and caregivers on proper injection technique. Refer to the accompanying Instructions for Use for complete administration instructions with illustrations.
- Inspect ZEPBOUND visually before use. It should appear clear and colorless to slightly yellow. Do not use ZEPBOUND if particulate matter or discoloration is seen.
- Administer ZEPBOUND once weekly at any time of day, with or without meals.

- Inject ZEPBOUND subcutaneously in the abdomen, thigh, or upper arm.
- Rotate injection sites with each dose.

3 DOSAGE FORMS AND STRENGTHS

Injection: Clear, colorless to slightly yellow solution available in pre-filled single-dose pens of the following strengths:

- 2.5 mg/0.5 mL
- 5 mg/0.5 mL
- 7.5 mg/0.5 mL
- 10 mg/0.5 mL
- 12.5 mg/0.5 mL
- 15 mg/0.5 mL

4 CONTRAINDICATIONS

ZEPBOUND is contraindicated in patients with:

- A personal or family history of MTC or in patients with MEN 2 [see *Warnings and Precautions* (5.1)].
- Known serious hypersensitivity to tirzepatide or any of the excipients in ZEPBOUND. Serious hypersensitivity reactions, including anaphylaxis and angioedema, have been reported with tirzepatide [see *Warnings and Precautions* (5.6) and *Adverse Reactions* (6.2)].

5 WARNINGS AND PRECAUTIONS

5.1 Risk of Thyroid C-Cell Tumors

In rats, tirzepatide caused a dose-dependent and treatment-duration-dependent increase in the incidence of thyroid C-cell tumors (adenomas and carcinomas) in a 2-year study at clinically relevant plasma exposures [see *Nonclinical Toxicology* (13.1)]. It is unknown whether ZEPBOUND causes thyroid C-cell tumors, including MTC, in humans as human relevance of tirzepatide-induced rodent thyroid C-cell tumors has not been determined.

ZEPBOUND is contraindicated in patients with a personal or family history of MTC or in patients with MEN 2. Counsel patients regarding the potential risk for MTC with the use of ZEPBOUND and inform them of symptoms of thyroid tumors (e.g., a mass in the neck, dysphagia, dyspnea, persistent hoarseness).

Routine monitoring of serum calcitonin or using thyroid ultrasound is of uncertain value for early detection of MTC in patients treated with ZEPBOUND. Such monitoring may increase the risk of unnecessary procedures, due to the low test specificity for serum calcitonin and a high background incidence of thyroid disease. Significantly elevated serum calcitonin values may indicate MTC and patients with MTC usually have calcitonin values >50 ng/L. If serum calcitonin is measured and found to be elevated, the patient should be further evaluated. Patients with thyroid nodules noted on physical examination or neck imaging should also be further evaluated.

5.2 Severe Gastrointestinal Disease

Use of ZEPBOUND has been associated with gastrointestinal adverse reactions, sometimes severe [see *Adverse Reactions* 6.1]. In clinical trials, severe gastrointestinal adverse reactions were reported more frequently among patients receiving ZEPBOUND (5 mg 1.7%, 10 mg 2.5%, 15 mg 3.1%) than placebo (1%). ZEPBOUND has not been studied in patients with severe gastrointestinal disease, including severe gastroparesis, and is therefore not recommended in these patients.

5.3 Acute Kidney Injury

Use of ZEPBOUND has been associated with acute kidney injury, which can result from dehydration due to gastrointestinal adverse reactions to ZEPBOUND; including nausea, vomiting, and diarrhea [see *Adverse Reactions* (6.1)].

In patients treated with GLP-1 receptor agonists, there have been postmarketing reports of acute kidney injury and worsening of chronic renal failure, which may sometimes require hemodialysis. Some of these events have been reported in patients without known underlying renal disease. A majority of the reported events occurred in patients who had experienced nausea, vomiting, diarrhea, or dehydration. Monitor renal function in patients reporting adverse reactions to ZEPBOUND that could lead to volume depletion.

5.4 Acute Gallbladder Disease

Treatment with ZEPBOUND and GLP-1 receptor agonists is associated with an increased occurrence of acute gallbladder disease.

In clinical trials of ZEPBOUND, cholelithiasis was reported in 1.1% of ZEPBOUND-treated patients and 1% of placebo-treated patients, cholecystitis was reported in 0.7% of ZEPBOUND-treated patients and 0.2% of placebo-treated patients, and cholecystectomy was reported in 0.2% of ZEPBOUND-treated patients and no placebo-treated patients. Acute gallbladder events were associated with weight reduction. If cholecystitis is suspected, gallbladder diagnostic studies and appropriate clinical follow-up are indicated.

5.5 Acute Pancreatitis

Acute pancreatitis, including fatal and non-fatal hemorrhagic or necrotizing pancreatitis, has been observed in patients treated with GLP-1 receptor agonists or tirzepatide.

In clinical trials of tirzepatide for a different indication, 14 events of acute pancreatitis were confirmed by adjudication in 13 tirzepatide-treated patients (0.23 patients per 100 years of exposure) versus 3 events in 3 comparator-treated patients (0.11 patients per 100 years of exposure). In ZEPBOUND clinical trials, 0.2% of ZEPBOUND-treated patients had acute pancreatitis confirmed by adjudication (0.14 patients per 100 years of exposure) versus 0.2% of placebo-treated patients (0.15 patients per 100 years of exposure). ZEPBOUND has not been studied in patients with a prior history of pancreatitis. It is unknown if patients with a history of pancreatitis are at higher risk for development of pancreatitis on ZEPBOUND.

After initiation of ZEPBOUND, observe patients carefully for signs and symptoms of pancreatitis (including persistent severe abdominal pain, sometimes radiating to the back, which may or may not be accompanied by vomiting). If pancreatitis is suspected, discontinue ZEPBOUND and initiate appropriate management. If the diagnosis of pancreatitis is confirmed, ZEPBOUND should not be restarted.

5.6 Hypersensitivity Reactions

There have been postmarketing reports of serious hypersensitivity reactions (e.g., anaphylaxis, angioedema) in patients treated with tirzepatide. In ZEPBOUND clinical trials, 0.1% of ZEPBOUND-treated patients had severe hypersensitivity reactions compared to no placebo-treated patients. If hypersensitivity reactions occur, advise patients to promptly seek medical attention and discontinue use of ZEPBOUND. Do not use in patients with a previous serious hypersensitivity reaction to tirzepatide or any of the excipients in ZEPBOUND [see *Contraindications (4) and Adverse Reactions (6.2)*].

Serious hypersensitivity reactions, including anaphylaxis and angioedema, have been reported with GLP-1 receptor agonists. Use caution in patients with a history of angioedema or anaphylaxis with a GLP-1 receptor agonist because it is unknown whether such patients will be predisposed to these reactions with ZEPBOUND.

5.7 Hypoglycemia

ZEPBOUND lowers blood glucose and can cause hypoglycemia.

In a trial of patients with type 2 diabetes mellitus and BMI ≥ 27 kg/m², hypoglycemia (plasma glucose < 54 mg/dL) was reported in 4.2% of ZEPBOUND-treated patients versus 1.3% of placebo-treated patients. In this trial, patients taking ZEPBOUND in combination with an insulin secretagogue (e.g., sulfonylurea) had increased risk of hypoglycemia (10.3%) compared to ZEPBOUND-treated patients not taking a sulfonylurea (2.1%). There is also increased risk of hypoglycemia in patients treated with tirzepatide in combination with insulin [see *Drug Interactions (7.1)*].

Hypoglycemia has also been associated with ZEPBOUND and GLP-1 receptor agonists in adults without type 2 diabetes mellitus [see *Adverse Reactions (6.1)*].

Inform patients of the risk of hypoglycemia and educate them on the signs and symptoms of hypoglycemia. In patients with diabetes mellitus, monitor blood glucose prior to starting ZEPBOUND and during ZEPBOUND treatment. The risk of hypoglycemia may be lowered by a reduction in the dose of sulfonylurea (or other concomitantly administered insulin secretagogue) or insulin.

5.8 Diabetic Retinopathy Complications in Patients with Type 2 Diabetes Mellitus

Rapid improvement in glucose control has been associated with a temporary worsening of diabetic retinopathy. Tirzepatide has not been studied in patients with non-proliferative diabetic retinopathy requiring acute therapy, proliferative diabetic retinopathy, or diabetic macular edema. Patients with a history of diabetic retinopathy should be monitored for progression of diabetic retinopathy.

5.9 Suicidal Behavior and Ideation

Suicidal behavior and ideation have been reported in clinical trials with other chronic weight management products. Monitor patients treated with ZEPBOUND for the emergence or worsening of depression, suicidal thoughts or behaviors, and/or any unusual changes in mood or behavior. Discontinue ZEPBOUND in patients who experience suicidal thoughts or behaviors. Avoid ZEPBOUND in patients with a history of suicidal attempts or active suicidal ideation.

6 ADVERSE REACTIONS

The following serious adverse reactions are described below or elsewhere in the prescribing information:

- Risk of Thyroid C-cell Tumors [see Warnings and Precautions (5.1)]
- Severe Gastrointestinal Disease [see Warnings and Precautions (5.2)]
- Acute Kidney Injury [see Warnings and Precautions (5.3)]
- Acute Gallbladder Disease [see Warnings and Precautions (5.4)]
- Acute Pancreatitis [see Warnings and Precautions (5.5)]
- Hypersensitivity Reactions [see Warnings and Precautions (5.6)]
- Hypoglycemia [see Warnings and Precautions (5.7)]
- Diabetic Retinopathy Complications in Patients with Type 2 Diabetes Mellitus [see Warnings and Precautions (5.8)]
- Suicidal Behavior and Ideation [see Warnings and Precautions (5.9)]

6.1 Clinical Trials Experience

Because clinical trials are conducted under widely varying conditions, adverse reaction rates observed in the clinical trials of a drug cannot be directly compared to rates in the clinical trials of another drug and may not reflect the rates observed in practice.

ZEPBOUND was evaluated for safety in 2 randomized, double-blind, placebo-controlled trials that included 2519 adult patients with overweight or obesity treated with ZEPBOUND for up to 72 weeks and a 4-week off drug follow-up period [see Clinical Studies (14.1)]. The mean age of patients was 47 years and 37% were male. The population was 72% White, 12% Asian, 8% Black or African American, and 7% American Indian or Alaska Native; 51% identified as Hispanic or Latino ethnicity. Baseline characteristics included an average BMI of 37.4 kg/m², 29% with a BMI ≥40 kg/m², 41% with hypertension, 37% with dyslipidemia, 25% with type 2 diabetes mellitus, 7% with obstructive sleep apnea, and 4% with cardiovascular disease.

Across both trials, 4.8%, 6.3%, and 6.7% of patients treated with 5 mg, 10 mg, and 15 mg of ZEPBOUND, respectively, permanently discontinued treatment as a result of adverse reactions compared to 3.4% of patients treated with placebo. The majority of patients who discontinued ZEPBOUND due to adverse reactions did so during the first few months of treatment due to gastrointestinal adverse reactions.

Common Adverse Reactions

Table 2 shows common adverse reactions associated with the use of ZEPBOUND in the placebo-controlled trials for chronic weight management. These adverse reactions occurred more commonly with ZEPBOUND than with placebo and occurred in at least 2% of patients treated with ZEPBOUND.

Table 2: Adverse Reactions (≥2% and Greater than Placebo) in ZEPBOUND-Treated Adults with Obesity or Overweight for Chronic Weight Management

Adverse Reaction	Placebo (N=958) %	ZEPBOUND 5 mg (N=630) %	ZEPBOUND 10 mg (N=948) %	ZEPBOUND 15 mg (N=941) %
Nausea	8	25	29	28
Diarrhea ^a	8	19	21	23
Vomiting	2	8	11	13
Constipation ^b	5	17	14	11
Abdominal Pain ^c	5	9	9	10
Dyspepsia	4	9	9	10

Injection Site Reactions ^d	2	6	8	8
Fatigue ^e	3	5	6	7
Hypersensitivity Reactions	3	5	5	5
Eructation	1	4	5	5
Hair Loss	1	5	4	5
Gastroesophageal Reflux Disease	2	4	4	5
Flatulence	2	3	3	4
Abdominal Distension	2	3	3	4
Dizziness	2	4	5	4
Hypotension ^f	0	1	1	2

^a Includes diarrhea, frequent bowel movements.

^b Includes constipation, feces hard.

^c Includes abdominal discomfort, abdominal pain, abdominal pain lower, abdominal pain upper, abdominal tenderness.

^d Includes multiple related adverse event terms, such as injection site bruising, injection site erythema, injection site pruritus, injection site pain, injection site rash, injection site reaction.

^e Includes asthenia, fatigue, lethargy, malaise.

^f Includes blood pressure decreased, hypotension, orthostatic hypotension.

Gastrointestinal Adverse Reactions

In ZEPBOUND clinical trials, gastrointestinal adverse reactions occurred more frequently among patients receiving ZEPBOUND (5 mg 56%, 10 mg 56%, 15 mg 56%) than placebo (30%). More patients receiving ZEPBOUND 5 mg (1.9%), ZEPBOUND 10 mg (3.3%), and ZEPBOUND 15 mg (4.3%) discontinued treatment due to gastrointestinal adverse reactions than patients receiving placebo (0.5%). The majority of nausea, vomiting, and/or diarrhea events occurred during dose escalation and decreased over time.

Hypotension

In ZEPBOUND clinical trials, hypotension occurred more frequently among patients taking ZEPBOUND (1.6%) than patients taking placebo (0.1%). Hypotension was more frequently seen in ZEPBOUND-treated patients on concomitant antihypertensive therapy (2.2%) compared to ZEPBOUND-treated patients not on antihypertensive therapy (1.2%). Hypotension also occurred in association with gastrointestinal adverse events and dehydration.

Hypersensitivity Reactions

In ZEPBOUND clinical trials, immediate hypersensitivity reactions (within one day after drug administration) occurred in 2.1% of ZEPBOUND-treated patients compared to 0.4% of placebo-treated patients, while non-immediate hypersensitivity reactions occurred in 3.5% of ZEPBOUND-treated patients compared to 2.7% of placebo-treated patients. Among ZEPBOUND-treated patients, hypersensitivity reactions were more frequent in those with anti-tirzepatide antibodies (6.2%) compared to those who did not develop anti-tirzepatide antibodies (3%) [see *Clinical Pharmacology (12.6)*]. The majority of the hypersensitivity reactions in trials were skin reactions (e.g., rash, itching).

Injection Site Reactions

In ZEPBOUND-treated patients in clinical trials, injection site reactions were more frequent in those with anti-tirzepatide antibodies (11.3%) compared to those who did not develop anti-tirzepatide antibodies (1%) [see *Clinical Pharmacology (12.6)*].

Hair Loss

Hair loss adverse reactions in ZEPBOUND-treated patients were associated with weight reduction. In ZEPBOUND clinical trials, hair loss was reported more frequently in female than male patients in the ZEPBOUND (7.1% female versus 0.5% male) and placebo (1.3% female versus 0% male) treatment groups. No ZEPBOUND-treated patients and one placebo-treated patient discontinued study treatment due to hair loss.

Other Adverse Reactions

Acute Kidney Injury

In clinical trials, acute kidney injury was reported in 0.5% of ZEPBOUND-treated patients compared to 0.2% of placebo-treated patients.

Acute Gallbladder Disease

In clinical trials of ZEPBOUND, cholelithiasis was reported in 1.1% of ZEPBOUND-treated patients and 1% of placebo-treated patients, cholecystitis was reported in 0.7% of ZEPBOUND-treated patients and 0.2% of placebo-treated patients, and cholecystectomy was reported in 0.2% of ZEPBOUND-treated patients and no placebo-treated patients.

Hypoglycemia

In a trial of patients with type 2 diabetes mellitus and BMI ≥ 27 kg/m², hypoglycemia (plasma glucose < 54 mg/dL) was reported in 4.2% of ZEPBOUND-treated patients versus 1.3% of placebo-treated patients.

In a trial of ZEPBOUND in adults with obesity/overweight without type 2 diabetes mellitus, there was no systematic capturing of hypoglycemia, but plasma glucose < 54 mg/dL was reported in 0.3% of ZEPBOUND-treated patients versus no placebo-treated patients.

Heart Rate Increase

In ZEPBOUND clinical trials, treatment with ZEPBOUND resulted in a mean increase in heart rate of 1 to 3 beats per minute compared to no increase in placebo-treated patients.

Laboratory Abnormalities

Amylase and Lipase Increase

In clinical trials, treatment with ZEPBOUND resulted in mean increases from baseline in serum pancreatic amylase concentrations of 20% to 25% and serum lipase concentrations of 28% to 35%, compared to mean increases from baseline in pancreatic amylase of 2.1% and serum lipase of 5.8% in placebo-treated patients. The clinical significance of elevations in amylase or lipase with ZEPBOUND is unknown in the absence of other signs and symptoms of pancreatitis.

6.2 Postmarketing Experience

The following adverse reactions have been reported during post-approval use of tirzepatide, the active ingredient in ZEPBOUND. Because these reactions are reported voluntarily from a population of uncertain size, it is not always possible to reliably estimate their frequency or to establish a causal relationship to drug exposure.

Hypersensitivity: anaphylaxis, angioedema

Gastrointestinal: ileus

7 DRUG INTERACTIONS

7.1 Concomitant Use with an Insulin Secretagogue (e.g., Sulfonylurea) or with Insulin

ZEPBOUND lowers blood glucose. When initiating ZEPBOUND, consider reducing the dose of concomitantly administered insulin secretagogues (e.g., sulfonylureas) or insulin to reduce the risk of hypoglycemia [see *Warnings and Precautions* (5.7)].

7.2 Oral Medications

ZEPBOUND delays gastric emptying and thereby has the potential to impact the absorption of concomitantly administered oral medications. Caution should be exercised when oral medications are concomitantly administered with ZEPBOUND.

Monitor patients on oral medications dependent on threshold concentrations for efficacy and those with a narrow therapeutic index (e.g., warfarin) when concomitantly administered with ZEPBOUND.

Advise patients using oral hormonal contraceptives to switch to a non-oral contraceptive method, or add a barrier method of contraception, for 4 weeks after initiation with ZEPBOUND and for 4 weeks after each dose escalation. Hormonal contraceptives that are not administered orally should not be affected [see *Use in Specific Populations* (8.3) and *Clinical Pharmacology* (12.2, 12.3)].

8 USE IN SPECIFIC POPULATIONS

8.1 Pregnancy

Pregnancy Exposure Registry

There will be a pregnancy exposure registry that monitors pregnancy outcomes in women exposed to ZEPBOUND (tirzepatide) during pregnancy. Pregnant patients exposed to ZEPBOUND and healthcare providers are encouraged to contact Eli Lilly and Company at 1-800-LillyRx (1-800-545-5979).

Risk Summary

Weight loss offers no benefit to a pregnant patient and may cause fetal harm. Advise pregnant patients that weight loss is not recommended during pregnancy and to discontinue ZEPBOUND when a pregnancy is recognized (*see Clinical Considerations*). Available data with tirzepatide in pregnant patients are insufficient to evaluate for a drug-related risk of major birth defects, miscarriage, or other adverse maternal or fetal outcomes. Based on animal reproduction studies, there may be risks to the fetus from exposure to tirzepatide during pregnancy.

In pregnant rats administered tirzepatide during organogenesis, fetal growth reductions and fetal abnormalities occurred at clinical exposure in maternal rats based on AUC. In rabbits administered tirzepatide during organogenesis, fetal growth reductions were observed at clinically relevant exposures based on AUC. These adverse embryo/fetal effects in animals coincided with pharmacological effects on maternal weight and food consumption (*see Data*).

The estimated background risk of major birth defects and miscarriage for the indicated population is increased when compared to the general population. In the U.S. general population, the estimated background risk of major birth defects and miscarriage in clinically recognized pregnancies is 2-4% and 15-20%, respectively.

Clinical Considerations

Disease-Associated Maternal and/or Embryo/Fetal Risk

Appropriate weight gain based on pre-pregnancy weight is currently recommended for all pregnant patients, including those with obesity or overweight, due to the obligatory weight gain that occurs in maternal tissues during pregnancy.

Data

Animal Data

In pregnant rats given twice weekly subcutaneous doses of 0.02, 0.1, and 0.5 mg/kg tirzepatide (0.03-, 0.07-, and 0.5-fold the maximum recommended human dose (MRHD) of 15 mg once weekly based on AUC) during organogenesis, increased incidences of external, visceral, and skeletal malformations, increased incidences of visceral and skeletal developmental variations, and decreased fetal weights coincided with pharmacologically-mediated reductions in maternal body weights and food consumption at 0.5 mg/kg. In pregnant rabbits given once weekly subcutaneous doses of 0.01, 0.03, or 0.1 mg/kg tirzepatide (0.01-, 0.06-, and 0.2-fold the MRHD) during organogenesis, pharmacologically mediated effects on the gastrointestinal system resulting in maternal mortality or abortion in a few rabbits occurred at all dose levels. Reduced fetal weights associated with decreased maternal food consumption and body weights were observed at 0.1 mg/kg. In a pre- and post-natal study in rats administered subcutaneous doses of 0.02, 0.10, or 0.25 mg/kg tirzepatide twice weekly from implantation through lactation, F₁ pups from F₀ maternal rats given 0.25 mg/kg tirzepatide had statistically significant lower mean body weight when compared to controls from post-natal day 7 through post-natal day 126 for males and post-natal day 56 for females.

8.2 Lactation

Risk Summary

There are no data on the presence of tirzepatide or its metabolites in animal or human milk, the effects on the breastfed infant, or the effects on milk production. The developmental and health benefits of breastfeeding should be considered along with the mother's clinical need for ZEPBOUND and any potential adverse effects on the breastfed infant from ZEPBOUND or from the underlying maternal condition.

8.3 Females and Males of Reproductive Potential

Contraception

Use of ZEPBOUND may reduce the efficacy of oral hormonal contraceptives due to delayed gastric emptying. This delay is largest after the first dose and diminishes over time. Advise patients using oral hormonal contraceptives to switch to a non-oral contraceptive method, or add a barrier method of contraception, for 4 weeks after initiation with ZEPBOUND and for 4 weeks after each dose escalation [*see Drug Interactions (7.2) and Clinical Pharmacology (12.2, 12.3)*].

8.4 Pediatric Use

The safety and effectiveness of ZEPBOUND have not been established in pediatric patients less than 18 years of age.

8.5 Geriatric Use

In ZEPBOUND clinical trials, 226 (9%) ZEPBOUND-treated patients were 65 years of age or older, and 13 (0.5%) ZEPBOUND-treated patients were 75 years of age or older at baseline.

Tirzepatide stimulates insulin secretion in a glucose-dependent manner and reduces glucagon secretion. Tirzepatide increases insulin sensitivity, as demonstrated in a hyperinsulinemic euglycemic clamp study in patients with type 2 diabetes mellitus after 28 weeks of treatment. These effects can lead to a reduction of blood glucose.

Tirzepatide delays gastric emptying. The delay is largest after the first dose and this effect diminishes over time.

12.3 Pharmacokinetics

The pharmacokinetics of tirzepatide is similar between healthy subjects and patients with overweight or obesity. Steady-state plasma tirzepatide concentrations were achieved following 4 weeks of once weekly administration. Tirzepatide exposure increases in a dose-proportional manner.

Absorption

Following subcutaneous administration, the median time (range) to maximum plasma concentration of tirzepatide is 24 hours (8 to 72 hours). The mean absolute bioavailability of tirzepatide following subcutaneous administration is 80%. Similar exposure was achieved with subcutaneous administration of tirzepatide in the abdomen, thigh, or upper arm.

Distribution

The mean [coefficient of variation (CV)%] apparent steady-state volume of distribution of tirzepatide following subcutaneous administration in patients with overweight or obesity is approximately 9.7 L (28.5%). Tirzepatide is highly bound to plasma albumin (99%).

Elimination

The apparent population mean clearance (CV%) of tirzepatide in patients with overweight or obesity is 0.056 L/h (20.9%) with an elimination half-life of approximately 5 days.

Metabolism

Tirzepatide is metabolized by proteolytic cleavage of the peptide backbone, beta-oxidation of the C20 fatty diacid moiety, and amide hydrolysis.

Excretion

The primary excretion routes of tirzepatide metabolites are via urine and feces. Intact tirzepatide is not observed in urine or feces.

Specific Populations

The intrinsic factors of age (18 to 84 years), sex, race (71% White, 11% Asian, 9% American Indian or Alaska Native, and 8% Black or African American), ethnicity, or body weight do not have a clinically relevant effect on the PK of tirzepatide.

Patients with Renal Impairment

Renal impairment does not impact the pharmacokinetics of tirzepatide. The pharmacokinetics of tirzepatide after a single 5 mg dose were evaluated in patients with different degrees of renal impairment (mild, moderate, severe, ESRD) compared with subjects with normal renal function. Data from clinical studies have also shown that renal impairment in patients with overweight or obesity does not impact the pharmacokinetics of tirzepatide [see *Use in Specific Populations (8.6)*].

Patients with Hepatic Impairment

Hepatic impairment does not impact the pharmacokinetics of tirzepatide. The pharmacokinetics of tirzepatide after a single 5 mg dose were evaluated in patients with different degrees of hepatic impairment (mild, moderate, severe) compared with subjects with normal hepatic function [see *Use in Specific Populations (8.7)*].

Drug Interaction Studies

Potential for Tirzepatide to Influence the Pharmacokinetics of Other Drugs

In vitro studies have shown low potential for tirzepatide to inhibit or induce CYP enzymes, and to inhibit drug transporters. ZEPBOUND delays gastric emptying and thereby has the potential to impact the absorption of concomitantly administered oral medications [see *Drug Interactions (7.2)*].

The impact of tirzepatide on gastric emptying was greatest after a single dose of 5 mg and diminished after subsequent doses.

Following a first dose of tirzepatide 5 mg, acetaminophen maximum concentration (C_{max}) was reduced by 55%, and the median peak plasma concentration (t_{max}) occurred 1 hour later. After coadministration at Week 6 with tirzepatide 15 mg, there was no meaningful impact on acetaminophen C_{max} and t_{max} . Overall acetaminophen exposure (AUC_{0-24hr}) was not influenced.

Following administration of a combined oral contraceptive (0.035 mg ethinyl estradiol and 0.25 mg norgestimate) in the presence of a single dose of tirzepatide 5 mg, mean C_{max} of ethinyl estradiol, norgestimate, and norelgestromin was reduced by 59%, 66%, and 55%, while mean AUC was reduced by 20%, 21%, and 23%, respectively. A delay in t_{max} of 2.5 to 4.5 hours was observed.

12.6 Immunogenicity

The observed incidence of anti-drug antibodies is highly dependent on the sensitivity and specificity of the assay. Differences in assay methods preclude meaningful comparisons of the incidence of anti-drug antibodies in the trials described below with the incidence of anti-drug antibodies in other trials.

During the 72-week treatment period with anti-drug antibodies (ADA) sampling in the chronic weight management studies [see *Clinical Studies (14)*], 64.5% (1591/2467) of ZEPBOUND-treated patients developed anti-tirzepatide antibodies. In these trials, anti-tirzepatide antibody formation in 40% and 16.5% of ZEPBOUND-treated patients showed cross-reactivity to native GIP or native GLP-1, respectively.

Of the ZEPBOUND-treated patients, 2.8% and 2.7% developed neutralizing antibodies against tirzepatide activity on the GIP or GLP-1 receptors, respectively, and 0.8% and 0.1% developed neutralizing antibodies against native GIP or GLP-1, respectively.

There was no identified clinically significant effect of anti-tirzepatide antibodies on pharmacokinetics or effectiveness of ZEPBOUND. More ZEPBOUND-treated patients who developed anti-tirzepatide antibodies experienced hypersensitivity reactions or injection site reactions than those who did not develop these antibodies [see *Adverse Reactions (6.1)*].

13 NONCLINICAL TOXICOLOGY

13.1 Carcinogenesis, Mutagenesis, Impairment of Fertility

A 2-year carcinogenicity study was conducted with tirzepatide in male and female rats at doses of 0.15, 0.50, and 1.5 mg/kg (0.1-, 0.4-, and 1-fold the MRHD of 15 mg once weekly based on AUC) administered by subcutaneous injection twice weekly. A statistically significant increase in thyroid C-cell adenomas was observed in male rats (≥ 0.5 mg/kg) and female rats (≥ 0.15 mg/kg), and a statistically significant increase in thyroid C-cell adenomas and carcinomas combined was observed in male and female rats at all doses examined. In a 6-month carcinogenicity study in rasH2 transgenic mice, tirzepatide at doses of 1, 3, and 10 mg/kg administered by subcutaneous injection twice weekly was not tumorigenic.

Tirzepatide was not genotoxic in a rat bone marrow micronucleus assay.

In fertility and early embryonic development studies, male and female rats were administered twice weekly subcutaneous doses of 0.5, 1.5, or 3 mg/kg (0.3-, 1-, and 2-fold and 0.3-, 0.9-, and 2-fold, respectively, the MRHD of 15 mg once weekly based on AUC). No effects of tirzepatide were observed on sperm morphology, mating, fertility, and conception. In female rats, an increase in the number of females with prolonged diestrus and a decrease in the mean number of corpora lutea resulting in a decrease in the mean number of implantation sites and viable embryos was observed at all dose levels. These effects were considered secondary to the pharmacological effects of tirzepatide on food consumption and body weight.

14 CLINICAL STUDIES

14.1 Weight Management Studies in Adults with Overweight or Obesity

Overview of Clinical Studies

The efficacy of ZEPBOUND for chronic weight management (weight reduction and maintenance) in conjunction with a reduced-calorie diet and increased physical activity was studied in two randomized, double-blind, placebo-controlled trials (Study 1 and Study 2), in which weight reduction was assessed after 72 weeks of treatment (at least 52 weeks at maintenance dose). In Study 1, the dose of ZEPBOUND or matching placebo was escalated to 5 mg, 10 mg, or 15 mg subcutaneously once weekly during a 20-week titration period followed by the maintenance period. In Study 2, the dose of ZEPBOUND or matching placebo was escalated to 10 mg or 15 mg subcutaneously once weekly during a 20-week titration period followed by the maintenance period.

In Studies 1 and 2, all patients received instruction on a reduced-calorie diet (approximately 500 kcal/day deficit) and increased physical activity counseling (recommended to a minimum of 150 min/week) that began with the first dose of study medication or placebo and continued throughout the trial.

Study 1 (NCT04184622) was a 72-week trial that enrolled 2539 adult patients with obesity (BMI ≥ 30 kg/m²), or with overweight (BMI 27 to < 30 kg/m²) and at least one weight-related comorbid condition, such as dyslipidemia, hypertension, obstructive sleep apnea, or cardiovascular disease; patients with type 2 diabetes mellitus were excluded. Patients were randomized in a 1:1:1:1 ratio to ZEPBOUND 5 mg, ZEPBOUND 10 mg, ZEPBOUND 15 mg, or placebo once weekly. At baseline, mean age was 45 years (range 18-84 years), 68% were women, 71% were White, 11% were Asian, 9% were American Indian/Alaska Native, and 8% were Black or African American. A total of 48% were Hispanic or Latino. Mean baseline body weight was 104.8 kg and mean BMI was 38 kg/m². Baseline characteristics included 32% with hypertension, 30% with dyslipidemia, 8% with obstructive sleep apnea, and 3% with cardiovascular disease.

Study 2 (NCT04657003) was a 72-week trial that enrolled 938 adult patients with BMI ≥ 27 kg/m² and type 2 diabetes mellitus. Patients included in the trial had HbA1c 7-10% and were treated with either diet and exercise alone, or any oral anti-hyperglycemic agent except dipeptidyl peptidase-4 (DPP-4) inhibitors or GLP-1 receptor agonists. Patients who were taking insulin or injectable GLP-1 receptor agonists for type 2 diabetes mellitus were excluded. Patients were randomized in a 1:1:1 ratio to ZEPBOUND 10 mg, ZEPBOUND 15 mg, or placebo once weekly. At baseline, mean age was 54 years (range 18-85 years), 51% were women, 76% were White, 13% were Asian, and 8% were Black or African American. A total of 60% were Hispanic or Latino. Mean baseline body weight was 100.7 kg and mean BMI was 36.1 kg/m². Baseline characteristics included 66% with hypertension, 61% with dyslipidemia, 8% with obstructive sleep apnea, and 10% with cardiovascular disease.

Results

The proportions of patients who discontinued study drug in Study 1 were 14.3%, 16.4%, and 15.1% for the 5 mg, 10 mg, and 15 mg ZEPBOUND-treated groups, respectively, and 26.4% for the placebo-treated group. The proportions of patients who discontinued study drug in Study 2 were 9.3% and 13.8% for the 10 mg and 15 mg ZEPBOUND-treated groups, respectively, and 14.9% for the placebo-treated group.

For Studies 1 and 2, the primary efficacy parameters were mean percent change in body weight and the percentage of patients achieving $\geq 5\%$ weight reduction from baseline to Week 72 (see Table 3).

After 72 weeks of treatment, ZEPBOUND resulted in a statistically significant reduction in body weight compared with placebo, and greater proportions of patients treated with ZEPBOUND 5 mg, 10 mg, and 15 mg achieved at least 5% weight reduction compared to placebo. Among patients treated with ZEPBOUND 10 mg and 15 mg, greater proportions of patients achieved at least 10%, 15%, and 20% weight reduction compared to placebo (see Table 3). A reduction in body weight was observed with ZEPBOUND irrespective of age, sex, race, ethnicity, baseline BMI, and glycemic status.

Table 3: Changes in Body Weight at Week 72 in Studies 1 and 2

Intention-to-Treat (ITT) Population ^a	Study 1				Study 2		
	Placebo N = 643	ZEPBOUND 5 mg N = 630	ZEPBOUND 10 mg N = 636	ZEPBOUND 15 mg N = 630	Placebo N = 315	ZEPBOUND 10 mg N = 312	ZEPBOUND 15 mg N = 311
Body Weight							
Baseline mean (kg)	104.8	102.9	105.8	105.6	101.7	100.9	99.6
% Change from baseline ^b	-3.1	-15.0	-19.5	-20.9	-3.2	-12.8	-14.7
% Difference from placebo ^b (95% CI)		-11.9 (-13.4, -10.4) ^d	-16.4 (-17.9, -14.8) ^d	-17.8 (-19.3, -16.3) ^d		-9.6 (-11.1, -8.1) ^d	-11.6 (-13.0, -10.1) ^d
% of Patients losing $\geq 5\%$ body weight	34.5	85.1	88.9	90.9	32.5	79.2	82.8
% Difference from placebo (95% CI)		50.3 (44.3, 56.2) ^{c,d}	54.6 (49.1, 60.0) ^{c,d}	56.4 (50.9, 62.0) ^{c,d}		46.8 (39.5, 54.1) ^{c,d}	50.4 (43.1, 57.8) ^{c,d}
% of Patients losing $\geq 10\%$ body weight	18.8	68.5	78.1	83.5	9.5	60.5	64.8
% Difference from placebo (95% CI)		49.3 (43.6, 54.9) ^{c,e}	59.5 (54.2, 64.9) ^{c,d}	64.8 (59.6, 70.1) ^{c,d}		51.0 (44.4, 57.7) ^{c,d}	55.3 (48.6, 62.0) ^{c,d}
% of Patients losing $\geq 15\%$ body weight	8.8	48.0	66.6	70.6	2.7	39.7	48.0

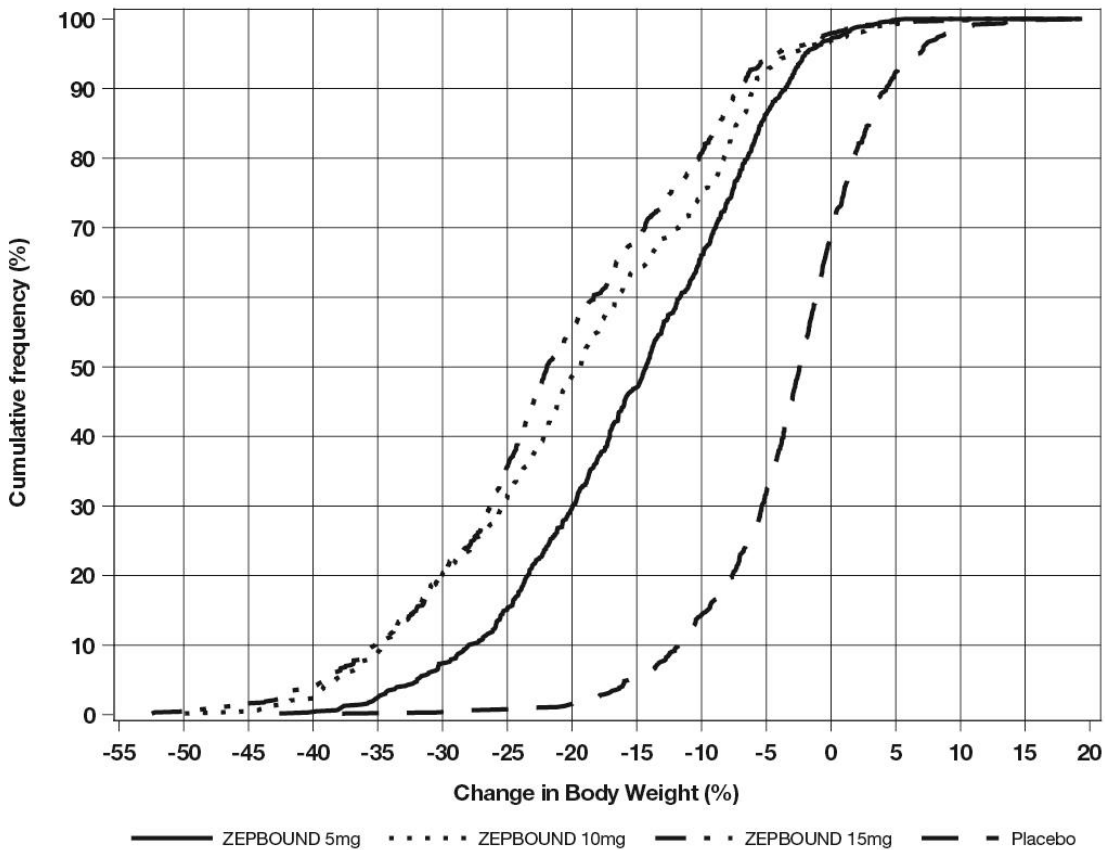
% Difference from placebo (95% CI)		38.7 (33.6, 43.7) ^{c,e}	58.1 (53.2, 63.0) ^{c,d}	62.0 (57.2, 66.8) ^{c,d}		37.0 (31.1, 42.9) ^{c,d}	45.4 (39.4, 51.4) ^{c,d}
% of Patients losing ≥20% body weight	3.1	30.0	50.1	56.7	1.0	21.5	30.8
% Difference from placebo (95% CI)		26.6 (22.4, 30.7) ^{c,e}	47.3 (42.7, 51.9) ^{c,d}	53.8 (49.3, 58.3) ^{c,d}		20.5 (15.7, 25.4) ^{c,d}	29.7 (24.3, 35.0) ^{c,d}

Abbreviations: ANCOVA = analysis of covariance; CI = confidence interval; N = number of patients randomly assigned to study drug.

- ^a The intention-to-treat population includes all randomly assigned patients. For Study 1 at Week 72, body weight was missing for 21.6%, 10.2%, 10.5%, and 9.4% of patients randomly assigned to placebo, ZEPBOUND 5 mg, 10 mg, and 15 mg, respectively. For Study 2 at Week 72, body weight was missing for 11.1%, 4.8%, and 8.4% of patients randomly assigned to placebo, ZEPBOUND 10 mg, and 15 mg, respectively. The missing values were imputed by a hybrid approach using retrieved dropouts from the same treatment group (if missing not due to COVID-19) or using all non-missing data assuming missing at random (for missing solely due to COVID-19).
- ^b Least-squares mean from ANCOVA adjusted for baseline value and other stratification factors.
- ^c Analyzed using logistic regression adjusted for baseline value.
- ^d p-value<0.001 (unadjusted 2-sided) for superiority, controlled for type I error rate.
- ^e Not controlled for type I error rate.

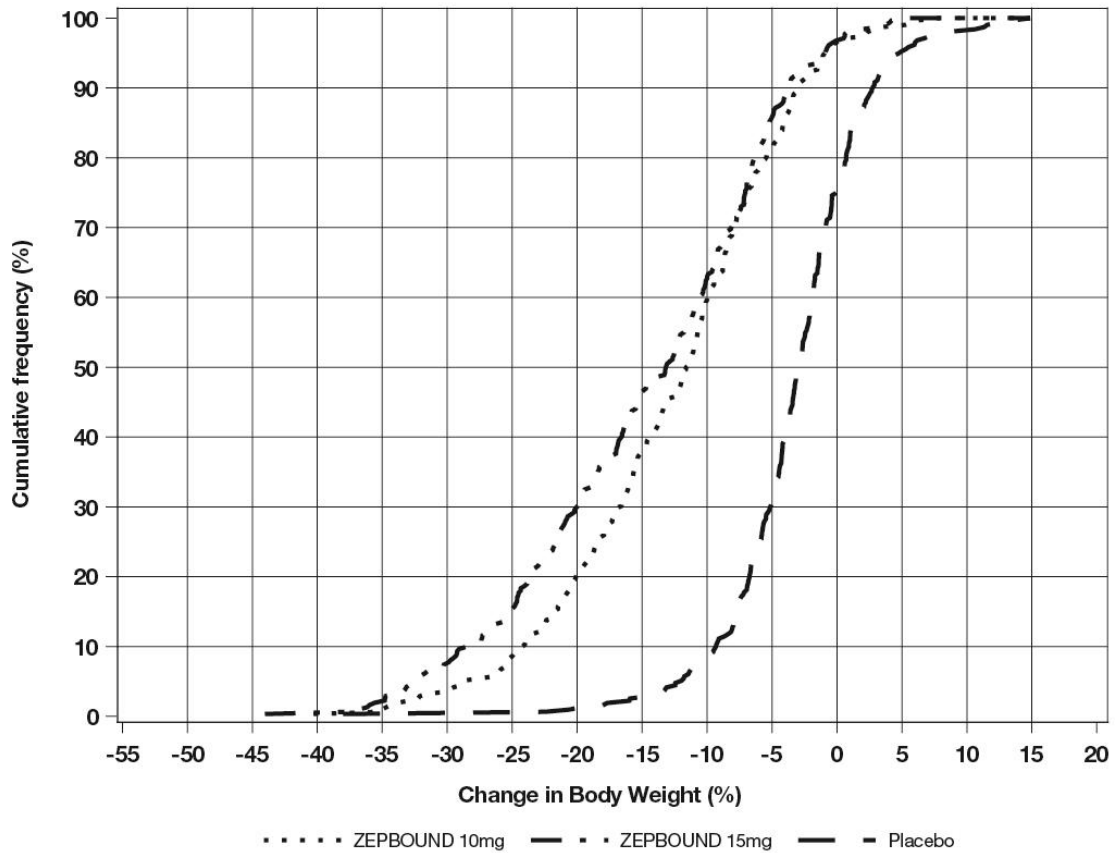
The cumulative frequency distributions of change in body weight are shown in Figure 1 for Study 1 and Figure 2 for Study 2. One way to interpret this figure is to select a change in body weight of interest on the horizontal axis and note the corresponding proportions of patients (vertical axis) in each treatment group who achieved at least that degree of weight reduction. For example, note that the vertical line arising from -10% in Figure 1 intersects the ZEPBOUND 15 mg and placebo curves at approximately 83.5%, and 18.8%, respectively, which correspond to the values shown in Table 3.

Figure 1: Changes in Body Weight (%) from Baseline to Week 72 in Study 1



Note: Based on average percent weight change of each randomized patient within each specific treatment arm from 100 imputed datasets including observed data and imputed data using hybrid approach for missing values.

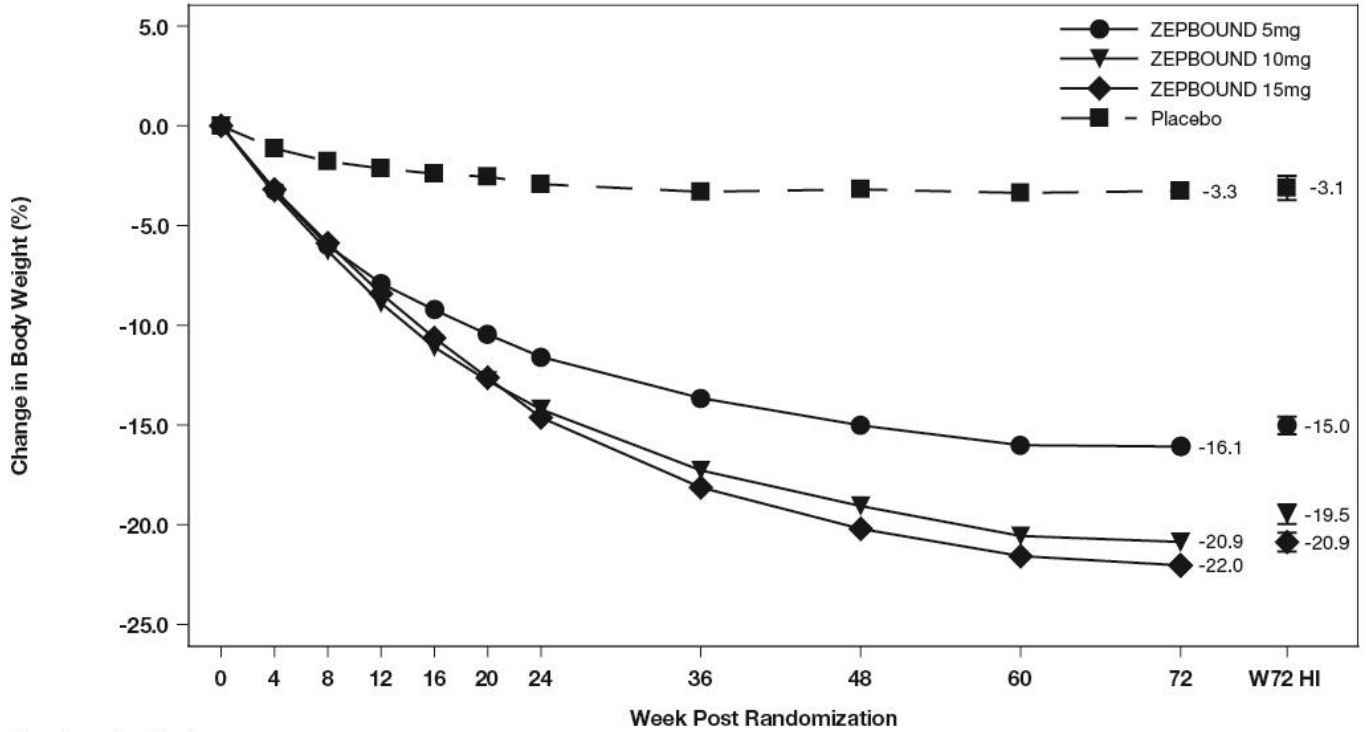
Figure 2: Changes in Body Weight (%) from Baseline to Week 72 in Study 2



Note: Based on average percent weight change of each randomized patient within each specific treatment arm from 100 imputed datasets including observed data and imputed data using hybrid approach for missing values.

The time courses of weight reduction with ZEPBOUND and placebo from baseline through Week 72 are depicted in Figure 3 for Study 1 and Figure 4 for Study 2.

Figure 3: Change from Baseline (%) in Body Weight in Study 1

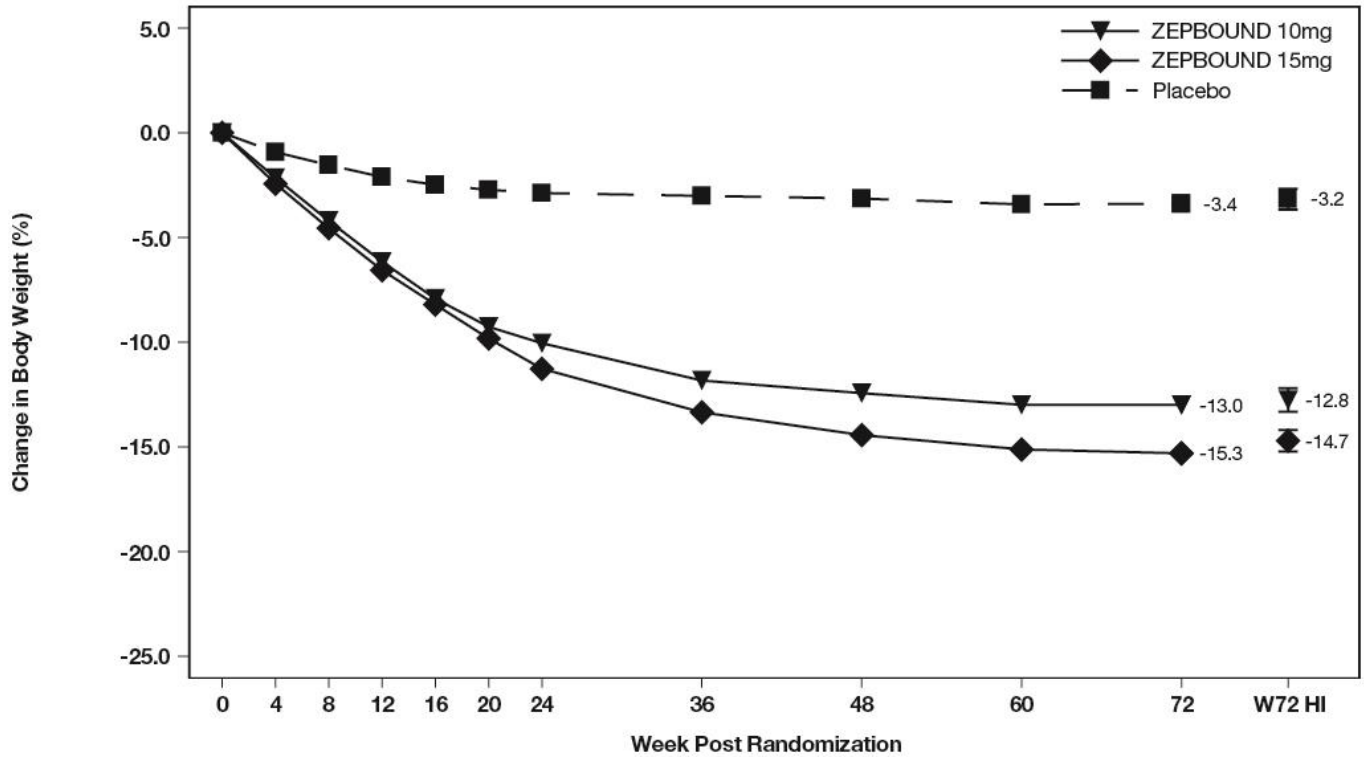


Number of patients

ZEPBOUND 5mg	630	601	579	566	630
ZEPBOUND 10mg	636	593	584	569	636
ZEPBOUND 15mg	630	595	582	571	630
Placebo	643	593	522	504	643

Note: Displayed results are from the Intent-to-Treat Population. (1) Observed mean value from Week 0 to Week 72, and (2) least-squares mean \pm standard error at Week 72 hybrid imputation (HI).

Figure 4: Change from Baseline (%) in Body Weight in Study 2



Number of patients
 ZEPBOUND 10mg 312
 ZEPBOUND 15mg 311
 Placebo 315

301

302

301

298

292

283

297

285

280

312

311

315

Note: Displayed results are from the Intent-to-Treat Population. (1) Observed mean value from Week 0 to Week 72, and (2) least squares mean \pm standard error at Week 72 hybrid imputation (HI).

Effect of ZEPBOUND on Anthropometry and Cardiometabolic Parameters

Changes in waist circumference and cardiometabolic parameters with ZEPBOUND are shown in Table 4 for Study 1 and Study 2.

Table 4: Changes in Anthropometry and Cardiometabolic Parameters at Week 72 in Studies 1 and 2

Intention-to-Treat (ITT) Population ^a	Study 1				Study 2		
	Placebo N = 643	ZEPBOUND 5 mg N = 630	ZEPBOUND 10 mg N = 636	ZEPBOUND 15 mg N = 630	Placebo N = 315	ZEPBOUND 10 mg N = 312	ZEPBOUND 15 mg N = 311
Waist Circumference (cm)							
Baseline mean	114.0	113.2	114.8	114.4	116.0	114.2	114.6
Change from baseline ^b	-4.0	-14.0	-17.7	-18.5	-3.3	-10.8	-13.1
Difference from placebo ^b (95% CI)		-10.1 (-11.6, -8.6) ^e	-13.8 (-15.2, -12.3) ^d	-14.5 (-15.9, -13.0) ^d		-7.4 (-9.0, -5.9) ^d	-9.8 (-11.2, -8.3) ^d
Systolic Blood Pressure (mmHg)							
Baseline mean	122.9	123.6	123.8	123.0	131.0	130.6	130.0
Change from baseline ^b	-1.0	-6.6	-7.7	-7.4	-1.2	-5.6	-7.1
Difference from placebo ^b (95% CI)		-5.6 (-7.2, -3.9) ^e	-6.7 (-8.4, -5.0) ^e	-6.4 (-8.0, -4.8) ^e		-4.4 (-6.7, -2.1) ^e	-5.9 (-8.3, -3.6) ^e

Diastolic Blood Pressure (mmHg)							
Baseline mean	79.6	79.3	79.9	79.3	79.4	80.2	79.7
Change from baseline ^b	-0.8	-4.9	-5.0	-4.5	-0.3	-2.1	-2.9
Difference from placebo ^b (95% CI)		-4.1 (-5.2, -3.0) ^e	-4.2 (-5.3, -3.0) ^e	-3.7 (-4.8, -2.7) ^e		-1.8 (-3.3, -0.4) ^e	-2.7 (-4.2, -1.2) ^e
Pulse Rate (beats per minute)							
Baseline mean	72.9	72.4	71.8	72.4	74.8	75.9	75.6
Change from baseline ^f	0.1	0.6	2.3	2.6	-0.5	0.6	1.0
Difference from placebo ^f (95% CI)		0.5 (-0.5, 1.5) ^e	2.2 (1.2, 3.2) ^e	2.5 (1.5, 3.4) ^e		1.2 (-0.1, 2.5) ^e	1.5 (0.2, 2.8) ^e
Total Cholesterol (mg/dL)							
Baseline mean ^g	187.5	187.1	190.6	187.5	174.9	173.9	167.0
% change from baseline ^b	-1.8	-3.8	-4.4	-6.3	2.8	-2.8	-1.0
Relative difference from placebo ^b (95% CI)		-2.1 (-4.5, 0.4) ^{c,e}	-2.7 (-5.1, -0.2) ^{c,e}	-4.6 (-6.8, -2.2) ^{c,e}		-5.5 (-8.7, -2.2) ^{c,e}	-3.8 (-7.1, -0.3) ^{c,e}
LDL Cholesterol (mg/dL)							
Baseline mean ^g	109.4	108.7	112.3	109.3	92.4	90.5	85.7
% change from baseline ^b	-1.7	-4.6	-5.6	-7.1	7.4	1.8	4.1
Relative difference from placebo ^b (95% CI)		-2.9 (-6.6, 0.9) ^{c,e}	-4.0 (-7.5, -0.5) ^{c,e}	-5.5 (-8.9, -2.0) ^{c,e}		-5.2 (-10.1, 0.1) ^{c,e}	-3.0 (-8.4, 2.6) ^{c,e}
HDL (mg/dL)							
Baseline mean ^g	46.6	47.6	47.6	47.6	42.7	43.8	42.2
% change from baseline ^b	-0.7	6.9	9.2	8.0	0.2	8.2	9.7
Relative difference from placebo ^b (95% CI)		7.7 (4.6, 10.8) ^{c,e}	9.9 (6.7, 13.2) ^{c,e}	8.7 (5.7, 11.8) ^{c,e}		8.0 (4.2, 11.8) ^{c,e}	9.5 (5.6, 13.5) ^{c,e}
Non-HDL (mg/dL)							
Baseline mean ^g	138.3	137.0	140.4	137.5	129.6	127.2	121.9
% change from baseline ^b	-2.3	-8.0	-9.4	-11.7	3.7	-6.6	-5.2
Relative difference from placebo ^b (95% CI)		-5.8 (-8.9, -2.6) ^{c,e}	-7.2 (-10.3, -4.1) ^{c,e}	-9.6 (-12.4, -6.6) ^{c,e}		-9.9 (-14.1, -5.6) ^{c,e}	-8.5 (-12.9, -4.0) ^{c,e}
Triglycerides (mg/dL)							
Baseline mean ^g	130.8	128.7	125.7	128.1	165.0	158.8	158.5
% change from baseline ^b	-5.6	-21.2	-23.8	-29.1	-3.3	-27.1	-27.3
Relative difference from placebo ^b (95% CI)		-16.5 (-21.2, -11.4) ^{c,e}	-19.3 (-23.9, -14.4) ^{c,e}	-24.9 (-29.1, -20.4) ^{c,e}		-24.6 (-30.0, -18.7) ^{c,e}	-24.8 (-30.3, -18.9) ^{c,e}
HbA1c (%)							
Baseline mean	5.6	5.6	5.5	5.6	8.0	8.0	8.1
Change from baseline ^b	-0.1	-0.4	-0.4	-0.4	-0.5	-2.1	-2.1
Difference from placebo ^b (95% CI)		-0.3 (-0.3, -0.2) ^e	-0.4 (-0.4, -0.3) ^e	-0.4 (-0.4, -0.3) ^e		-1.6 (-1.7, -1.4) ^d	-1.6 (-1.8, -1.4) ^d

Abbreviations: ANCOVA = analysis of covariance; CI = confidence interval; N = number of patients randomly assigned to study drug.

^a The intention-to-treat population includes all randomly assigned patients. The missing values were imputed by a hybrid approach using retrieved dropouts from the same treatment group (if missing not due to COVID-19) or using all non-missing data assuming missing at random (for missing solely due to COVID-19).

^b Least-squares mean from ANCOVA adjusted for baseline value and other stratification factors.

^c Analyzed using log-transformed data.

^d p-value<0.001 (unadjusted 2-sided) for superiority, controlled for type I error rate.

^e Not controlled for type I error rate.

^f Least-squares mean from mixed model for repeated measures adjusted for baseline value and other stratification factors.

^g Baseline value is the geometric mean.

16 HOW SUPPLIED/STORAGE AND HANDLING

16.1 How Supplied

ZEPBOUND is a clear, colorless to slightly yellow solution available in pre-filled single-dose pens as follows:

Total Strength per Total Volume	Carton Contents	NDC
2.5 mg/0.5 mL	4 single-dose pens	0002-2506-80
5 mg/0.5 mL	4 single-dose pens	0002-2495-80
7.5 mg/0.5 mL	4 single-dose pens	0002-2484-80
10 mg/0.5 mL	4 single-dose pens	0002-2471-80
12.5 mg/0.5 mL	4 single-dose pens	0002-2460-80
15 mg/0.5 mL	4 single-dose pens	0002-2457-80

16.2 Storage and Handling

- Store ZEPBOUND in a refrigerator at 2°C to 8°C (36°F to 46°F).
- If needed, each single-dose pen can be stored unrefrigerated at temperatures not to exceed 30°C (86°F) for up to 21 days. If ZEPBOUND is stored at room temperature, it should not be returned to the refrigerator.
- Discard if not used within 21 days after removing from the refrigerator.
- Do not freeze ZEPBOUND. Do not use ZEPBOUND if frozen.
- Store ZEPBOUND in the original carton to protect from light.

17 PATIENT COUNSELING INFORMATION

Advise the patient to read the FDA-approved patient labeling (*Medication Guide and Instructions for Use*).

Risk of Thyroid C-Cell Tumors

Inform patients that ZEPBOUND causes thyroid C-cell tumors in rats and that the human relevance of this finding has not been determined. Counsel patients to report symptoms of thyroid tumors (e.g., a lump in the neck, persistent hoarseness, dysphagia, or dyspnea) to their healthcare provider [see *Boxed Warning and Warnings and Precautions (5.1)*].

Severe Gastrointestinal Adverse Reactions

Inform patients of the potential risk of severe gastrointestinal adverse reactions. Instruct patients to contact their healthcare provider if they have severe or persistent gastrointestinal symptoms [see *Warnings and Precautions (5.2)*].

Acute Kidney Injury

Advise patients treated with ZEPBOUND of the potential risk of dehydration due to gastrointestinal adverse reactions and take precautions to avoid fluid depletion. Inform patients of the potential risk for worsening renal function and explain the associated signs and symptoms of renal impairment, as well as the possibility of dialysis as a medical intervention if renal failure occurs [see *Warnings and Precautions (5.3)*].

Acute Gallbladder Disease

Inform patients of the risk of acute gallbladder disease. Instruct patients to contact their healthcare provider for appropriate clinical follow-up if gallbladder disease is suspected [see *Warnings and Precautions (5.4)*].

Acute Pancreatitis

Inform patients of the potential risk for pancreatitis. Instruct patients to discontinue ZEPBOUND promptly and contact their healthcare provider if pancreatitis is suspected (severe abdominal pain that may radiate to the back, and which may or may not be accompanied by vomiting) [see *Warnings and Precautions (5.5)*].

Hypersensitivity Reactions

Inform patients that serious hypersensitivity reactions have been reported with use of tirzepatide. Advise patients on the symptoms of hypersensitivity reactions and instruct them to stop taking ZEPBOUND and seek medical advice promptly if such symptoms occur [see *Warnings and Precautions (5.6)*].

Hypoglycemia

Inform patients of the risk of hypoglycemia and educate patients on the signs and symptoms of hypoglycemia. Advise patients on insulin or insulin secretagogue therapy that they may have an increased risk of hypoglycemia when using ZEPBOUND and to report signs and/or symptoms of hypoglycemia to their healthcare provider [see *Warnings and Precautions (5.7)*].

Diabetic Retinopathy Complications

Inform patients with type 2 diabetes mellitus to contact their healthcare provider if changes in vision are experienced during treatment with ZEPBOUND [see *Warnings and Precautions (5.8)*].

Suicidal Behavior and Ideation

Advise patients to report emergence or worsening of depression, suicidal thoughts or behavior, and/or any unusual changes in mood or behavior. Inform patients that if they experience suicidal thoughts or behaviors, they should stop taking ZEPBOUND [see *Warnings and Precautions (5.9)*].

Pregnancy

Advise a pregnant patient of the potential risk to a fetus. Advise patients to inform their healthcare provider if they are pregnant or intend to become pregnant during treatment with ZEPBOUND. Advise patients that there will be a pregnancy exposure registry that monitors pregnancy outcomes in women exposed to ZEPBOUND during pregnancy [see *Use in Specific Populations (8.1)*].

Contraception

Use of ZEPBOUND may reduce the efficacy of oral hormonal contraceptives. Advise patients using oral hormonal contraceptives to switch to a non-oral contraceptive method or add a barrier method of contraception for 4 weeks after initiation with ZEPBOUND and for 4 weeks after each dose escalation [see *Drug Interactions (7.2)*, *Use in Specific Populations (8.3)*, and *Clinical Pharmacology (12.3)*].

Missed Doses

Inform patients if a dose is missed, it should be administered as soon as possible within 4 days after the missed dose. If more than 4 days have passed, the missed dose should be skipped and the next dose should be administered on the regularly scheduled day. In each case, inform patients to resume their regular once weekly dosing schedule [see *Dosage and Administration (2.3)*].

Marketed by: Lilly USA, LLC, Indianapolis, IN 46285, USA

Copyright © 2023, Eli Lilly and Company. All rights reserved.

ZEP-0001-USPI-20231108